

LEAP @

PATTERNS PUZZLES AND NUMBERS

Mathematics is an active and busy process for young learners!

Children have been experiencing mathematical concepts since birth. Providing opportunities for your child to sort, organise and compare collections of objects, record thinking, play number games and touch things to count are all important ways to make sense of new ideas.

Here are some activities for you and a grown up to do at home.
Follow the number trail, get creative and have fun!

1, CLICK HERE TO LISTEN TO...

"Patterns of Australia" or find a book that you would like to read. We have given you some ideas on the next page.

2, LOOK AT THE PICTURES AND TALK ABOUT THE STORY...

3, MAKE SOMETHING

from the story. Have fun with the craft activities and if you can send us pictures of what you have made!

4, RETELL

the story in your own words using something you made things you have in your house or outside in the garden.

You can use the ideas and activities on the next few pages that our teachers have prepared.

Sing number songs, share number rhymes, and read counting books. Role play shopping, cook meals together, set up home cafes, look at numbers on letterboxes, street signs, or count out cups, plates, cutlery when setting the table because learning gets better with practice.

HOW IS MY CHILD LEARNING ?

Helpful tips to help prepare for school ...




- Talks about your child/siblings/friends **ages** and recognise some **numbers**
- **Count** objects up to groups of 10 and touch them as you count. Add some extras objects or take some away and **guess** the amount
- Use **words** to compare **sizes**, "big, little, heavy, short..."
- Can you notice **patterns** in brick walls, soles of your shoes, wrapping paper or clothes? Make your own patterns and make sure they **repeat** more than twice

Offer playful experiences in writing some numerals, such as phone number or house number. Explore and explain numbers on calculators, phones, TV remotes, oven timer, lifts, key pads, shopping, weighing food or car dash board.

Mathematics and Literacy

Numeracy and literacy play an important role in children's lives as they assist with the development of using materials and objects to represent thinking and problem solving. Children should be encouraged to record the thinking processes to make connections between abstract ideas and written symbols. Think aloud together!

More patterns, puzzles and number books to read!



Numbers are in our lives every day ...365 days a year!


Carton counting



How many?



Sticker Dots



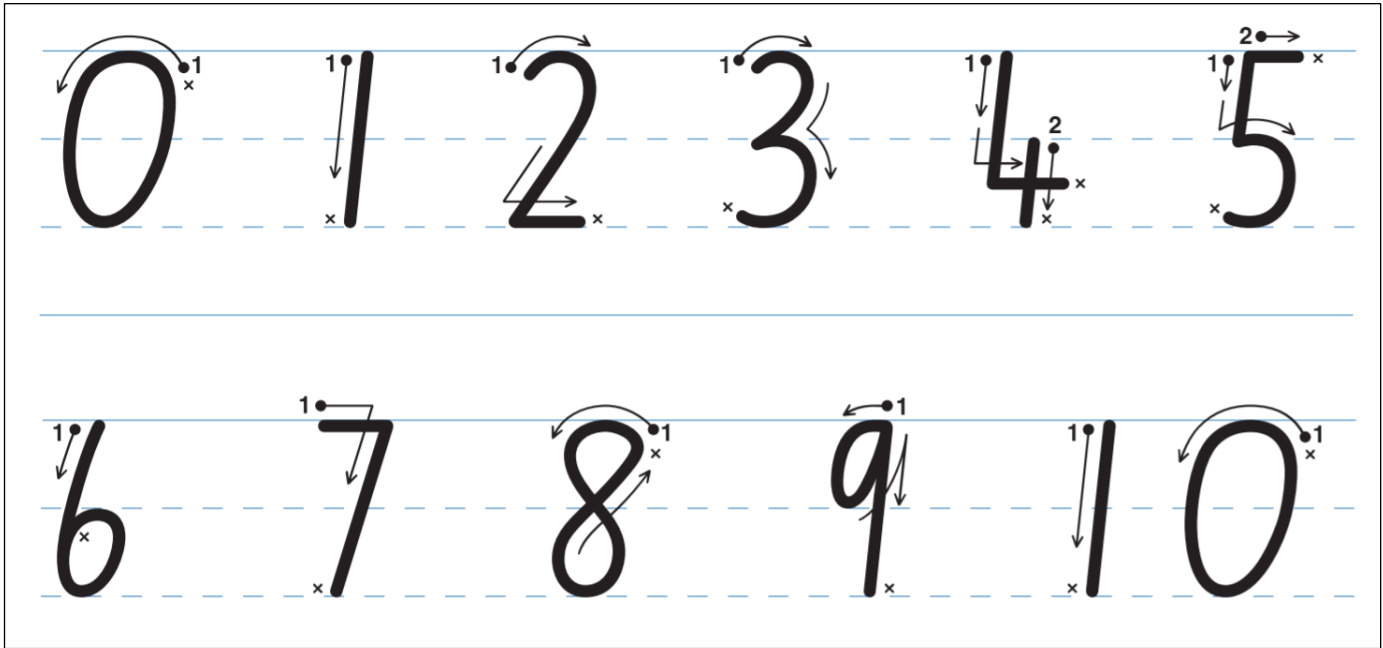
Copy Numbers



Go on a number walk...spend time exploring how numbers are used when you do these things together...

- ✓ Go shopping and spend money
- ✓ Travel to preschool or outings
- ✓ In the neighbourhood
- ✓ Play sport, dance or at music
- ✓ Play board games and puzzles

CAN YOU MAKE THESE NUMBERS!



In playdough?

In cookie dough?

Can you make playdough balls to match the numbers?



Write some numbers here...



PLAYFUL PICTURES




Cut out the 6 squares.




Glue onto the squares.



Cut out the 6 squares.




Glue onto the squares.






Cut out the 9 squares.



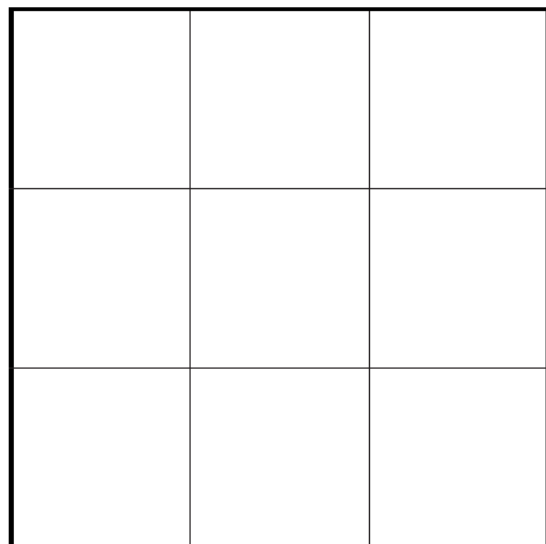
Glue onto the squares.



Cut out the 9 squares.



Glue onto the squares.



MAKING PATTERNS...WHAT COMES NEXT?

Can you make patterns using objects or toys in your house?

Draw it here.

Remember a pattern needs to be repeated more than two times.

My pattern is made from _____.

Can you say what comes next in these patterns?



?



?

Cut these out to make your own pattern.



My Numbers Book



By _____

1

I can see 1 _____.

2

I can see 2 _____ .

3

I can see 3 _____.

4

I can see 4 _____.

5

I can see 5 _____.

6

I can see 6 _____.

7

I can see 7 _____.

8

I can see 8 _____.

9

I can see 9 _____.

10

I can see 10 _____.

**What is your favourite
number?**

ROLL THE DICE AND MAKE A MONSTER GAME!

ROLL TO CREATE



A CREATURE

Instructions:

1. Roll the dice and match the number on the dice with a row on the chart.
2. See which body shape is on that row (in the "1st Roll" column).
3. Draw that body shape onto a piece of paper.
4. Roll again, match the number to a row on the chart and see which eyes are on that row (in the "2nd Roll" column).
5. Draw those eyes onto the body of your creature.
6. Continue until you have each of the parts you need for your creature.
7. Decorate your creature, create a background around it and choose a crazy creature name!

	1st Roll	2nd Roll	3rd Roll	4th Roll	5th Roll	6th Roll
	BODY	EYES	MOUTH	ARMS	LEGS	EXTRAS
						DOTS
						SPIKES
						TAIL
						HORNS
						FUR
						ANTENNA

LET'S GO AND FIND NUMBERS...

You can find numbers everywhere. Every time you find a number cross it off!
Don't forget to look at letterboxes, street signs and number plates!

Numbers 1-100

1

2

3

4

5

6

7

8

9

10

11

12

13

14

15

16

17

18

19

20

21

22

23

24

25

26

27

28

29

30

31

32

33

34

35

36

37

38

39

40

41

42

43

44

45

46

47

48

49

50

51

52

53

54

55

56

57

58

59

60

61

62

63

64

65

66

67

68

69

70

71

72

73

74

75

76

77

78

79

80

81

82

83

84

85

86

87

88

89

90

91

92

93

94

95

96

97

98

99

100